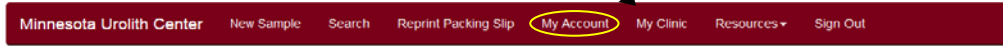


Minnesota Urolith Center Online System - Managing my Account Information

Log into our website urolithcenter.org with your username and password. See "creating an online account" if you do not have a user name and password.

Manage my User Information

If you need to change your login email or password select **My Account** from the toolbar.



Signed in

First, please take a moment to check your clinic information.

It will really help us!

ID:
Name:
Address 1:
Address 2:
City:
State
province:
Postal code:
Country:
Phone:
Fax:
Email:

Your Clinic
information
listed here

Your clinic is setup to get emails sent to listed clinic email(s) and/or listed fax number

Edit Information

To complete your sample submission, follow these steps:

1. Select NEW SAMPLE and complete the online submission form.
2. Ship your sample using the address label provided.
3. Email notification will be sent to your clinic email address.
 - o When sample information is received electronically
 - o When the sample arrives
 - o When results are ready

If you have any questions, contact us at 612-625-4221.



You can change your name, email and/or password. **Select → SUBMIT** to save your changes.



My Account

Edit

First Name

Last Name

Email

Note: emails with uppercase letters will be automatically converted to lowercase. For example, ABC@xyz.com will be converted to abc@xyz.com.

Language
English

Password

Confirm Password

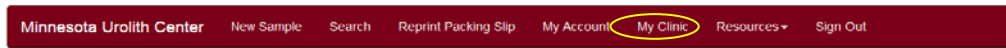
I would like to receive important news and updates from the Minnesota Urolith Center via email (1-4 times/year).

I agree to have the Minnesota Urolith Center share my email address with Hill's Pet Nutrition in my country in order to receive newsletters, and invitations to educational conferences and webinars from Hill's via email.

Please note: your email is collected as a unique username for login purposes and when you request a password reset. This is NOT the email where results will be sent. Results will be sent to the main clinic email address, which can be viewed at the My Clinic tab on the left navigation.

Submit

Manage My Clinic Information– Select **My Clinic** on the toolbar.



Signed in

First, please take a moment to check your clinic information.

It will really help us!


To complete your sample submission, follow these steps:

1. Select NEW SAMPLE and complete the online submission form.
2. Ship your sample using the address label provided.
3. Email notification will be sent to your clinic email address.
 - o When sample information is received electronically
 - o When the sample arrives
 - o When results are ready

If you have any questions, contact us at 612-625-4221.

ID:
Name: Your Clinic
Address 1: information
Address 2:
City:
State:
province:
Postal code: listed here
Country:
Phone:
Fax:
Email:

Your clinic is setup to get emails sent to listed clinic email(s) and/or listed fax number



Edit Information



My Clinic (0)

Clinic Name and Address

Clinic ID (auto-generated/non-editable): 0

Name: UNSPECIFIED

Address 1: UNKNOWN

Address 2:

City: UNKNOWN

State / Province: MN

Postal code: MN55108

Country: United States

To modify your clinic name and address information please contact the Minnesota Urolith Center at support@urolithcenter.org or phone 612-625-4221.

Clinic Contact

Phone:

Fax:

Email Notification Language:

Email:
Important: Email address(es) entered in this box should be authorized for receiving private medical record information. Modifying, adding, or removing emails in this field will alter the recipient of future medical record information.

I agree to have the Minnesota Urolith Center share my clinic email address(es) with Hill's Pet Nutrition in my country in order to receive newsletters, and invitations to educational conferences and webinars from Hill's via email.

Under **Clinic Contact** you can add or modify your clinic phone, fax, or email inform

Notification Methods

Email Fax Notification (US & CAN only)

Under **Notification Methods** you can modify how your clinic receives results by selecting email and/or fax notification. **The Fax notification option is only for US or Canadian clinics.**

Clinic Users

Email	Last Name	Created At	Actions
Quit***@lefttheclinic.c	cro****	2009-Nov-21	Deactivate User
tes****@test.com	TES****	2010-Mar-10	Deactivate User

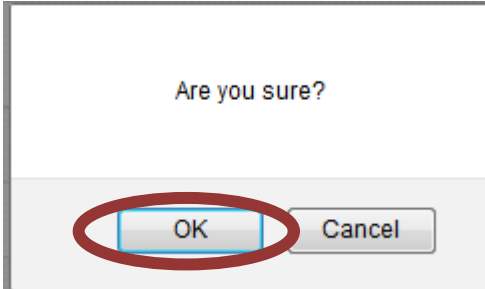
Clinic Users - this is a list of people at your clinic that are authorized to submit and view submissions/results.

If Clinic users on the list are no longer associated with your clinic – you can deactivate their login account access by selecting Deactivate User next to the User you want to removed.



Email	Last Name	Created At	Actions
Quit****@lefttheclinic.com	cro****	2009-Nov-21	Deactivate User
tes****@test.com	TES****	2010-Mar-10	Deactivate User

If will ask you if you are sure? If you are sure = press OK.



** If you Deactivate a User in error – please email the laboratory at support@urolithcenter.org and provide them with your clinic account information and the User that has been deleted and we can re-activate the user.